

Name:

Due Date

College & Career Awareness
Cycle: Systems, Poisonous Picnic



Overview:

Essential question:





Terms: Empathy, Epidemiologist, Health Informatics

Checklist:

___ Record input

___ Use the slides from the PowerPoint to collect data describing the people who contributed to the picnic.
Match the people to the pictures that represent their part in this scenario by writing the LETTER of the person in the square to the left of the picture.

Mission Possible – Activity 1

Picture	Letter of First Name	Person Description
		
		
		
		

Name:

Due Date

Record here any additional info about the case:

Mission Possible – Activity 2

Patient Interview

Split into pairs. One of you will be the admittance clerk (first face you see when you go to the hospital.) It's time to practice empathy, putting yourself in someone else's situation. (Don't get confuse empathy with sympathy, feeling sorry or bad for someone.) The other person will be the patient.

1. What is your name?
2. What is your age?
3. What is your chief complaint (what is bothering you today)?
4. Did this feeling you have come on suddenly or gradually?
5. Is there anything you do to make this feeling better or worse?
6. What does this feel like?
7. Does the feeling move anywhere else on your body?
8. On a scale from 1-10 with 10 being the worst feeling you can imagine, how would you rate what you're feeling?
9. When did this feeling start?
10. Are you allergic to anything?
11. Do you take any medications?
12. Do you have any past medical history?
13. What was the last thing you had to eat or drink?
14. What were you doing when this started?

Name:

Due Date

#1 - TANNER – Sick, ham & salad, water
 #2 - Ana – Sick, ham, salad, punch
 #3 - Megan – Sick, salad, punch
 #4 - Jim – Sick, ham, salad, punch
 #5 - BriAnn – Not sick, salad, water Did not get sick
 #6 - Juan - Sick, ham, salad, water, and punch
 #7 - Tyson - Well, ham, salad, and water
 #8 - Paul - Sick, ham, salad, and fruit punch
 #9 - Maria - Sick, ham and fruit punch
 #10 - Sarah - Sick, ham, water, and fruit punch
 #11 - Debbie - Sick, ham, salad, water, and punch
 #12 - Allen - Sick, ham, salad, water, and punch
 #13 - Bridget - Well, ham, salad, and water
 #14 - Laura - Well, ham and water
 #15 - Sionne - Well, ham, salad, and water

Use the info from this chart to fill in the chart below.

Mission Possible – Activity 3

#	NAME			HAM		SALAD		WATER		FRUIT PUNCH	
		WELL	SICK	WELL	SICK	WELL	SICK	WELL	SICK	WELL	SICK
1	Tanner										
2	Ana										
3	Megan										
4	Jim										
5	BriAnn										
6	Juan										
7	Tyson										
8	Paul										
9	Maria										
10	Sarah										
11	Debbie										
12	Allen										
13	Bridget										
14	Laura										
15	Sionne										
		TOTAL NUMBER		HAM		SALAD		WATER		FRUIT PUNCH	
				#	%	#	%	#	%	#	%
WELL											
SICK											

To figure the percentage divide the total number of people (15) by the total for the well or sick.

Name:

Due Date

Fill in the information on this chart by walking around the room to find the needed information.

ILLNESS CHART:

Possible illnesses	Influenza (flu)	Hepatitis A	Salmonella	Lead Poisoning	Cadmium Poisoning
Cause					
Time it takes to get sick					
Symptoms - what happens to the patient					

___ Clip out the illness chart and tape it into your output. Make sure you add a label to describe what the table contains.

___ Turn in study guide.