

Product Assignment

DIRECTIONS: Print and laminate the label cards below, and pictures of Goods, Services, and Ideas, and then cut them out. Put the labels on the board and then pass out the pictures to every student in class. Have them put it under the correct label. Help them identify and associate goods, services, and ideas (information) as products.

(If you have a button machine, you could make all the pictures into magnetic buttons and have them put on the board under the correct label)

GOODS


SERVICES

IDEAS



Goods



Goods



Services





IDEAS (or in other words INFORMATION):

