

Dear Parents,

During the next week, your child will have a unique homework opportunity that will require your help. This activity not only supports what we are learning in class but is also a great preparation for the kind of homework projects that can be anticipated in lower elementary. Each child will be making their own bird fact book.

Please help your child select a bird that is of interest to them. We have been focusing on birds in class this month. It may be any type of bird. The bird they choose will be the topic of their book. After selecting a bird find two or three resource materials that will help your child learn more about their bird. You may wish to use a book, encyclopedia, magazine or internet site.

Beginning today your child will bring home all of the pages for their book. Complete one page per day and return it on _____ . We encourage your child to complete only one page per day. The quality of your child's work is greater when they do not complete the book all at one time. The resource materials you have selected will help you find the information for the day. Below is a suggested schedule.

Day 1: Habitat

Day 2: Diet

Day 3: Life cycle

Day 4: Fast facts

Day 5: Bird report

To help your child successfully complete this project, please use the following steps each night as you work on a page.


1. Brainstorm possibilities
2. Research to find facts. Read the information aloud to your child. Let your child study the pictures that they wish to use for their illustrations.
3. Rough Draft. On scratch paper, have your child draw with pencil what they would like on the final copy adding pertinent details. Remember to spend the most time on the final draft.
4. Final copy: your child may use any medium they wish to illustrate their book (markers, construction paper cutouts, chalk, crayons, magazine pictures, etc.) You and your child can decide who will write the text.

When the pages are completed and returned to school we will bind each child's book. Each child will get to share a portion of their book with their classmates. We hope you will support us in making this a positive learning experience. We appreciate all your help.

Sincerely,

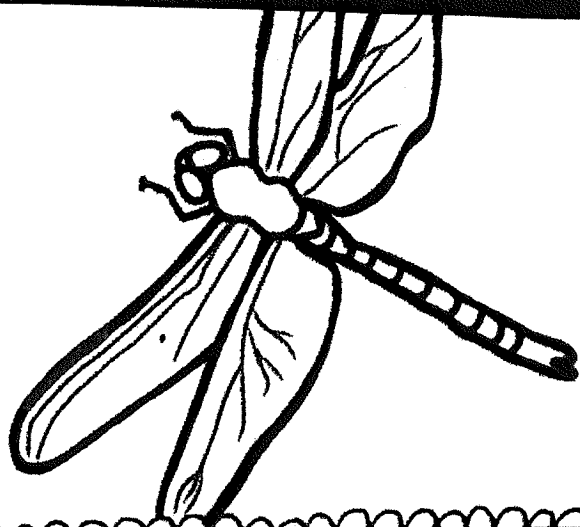
Ms. Jen & Ms. Martha

Life Cycle




Two sets of handwriting practice lines. Each set consists of a solid top line, a dashed middle line, and a solid bottom line. A thick black horizontal bar is positioned between the two sets of lines.

Diet

A large rectangular area with a scalloped border, intended for drawing or writing. The border consists of a series of small, rounded, overlapping shapes that create a decorative, wavy edge. The interior of the rectangle is completely blank.Two sets of handwriting practice lines. Each set consists of three horizontal lines: a solid top line, a dashed middle line, and a solid bottom line. The first set is located in the lower left quadrant, and the second set is located in the lower right quadrant. The lines are evenly spaced and extend across most of the width of the page.

Habitat



Two sets of handwriting practice lines. Each set consists of a solid top line, a dashed middle line, and a solid bottom line. The first set is positioned above the second set, and both are located below the drawing area.

Fast Facts

Size:

Predators:

Where:



Name _____ Date _____

My bird report

Write about the most interesting thing you learned about your bird.

